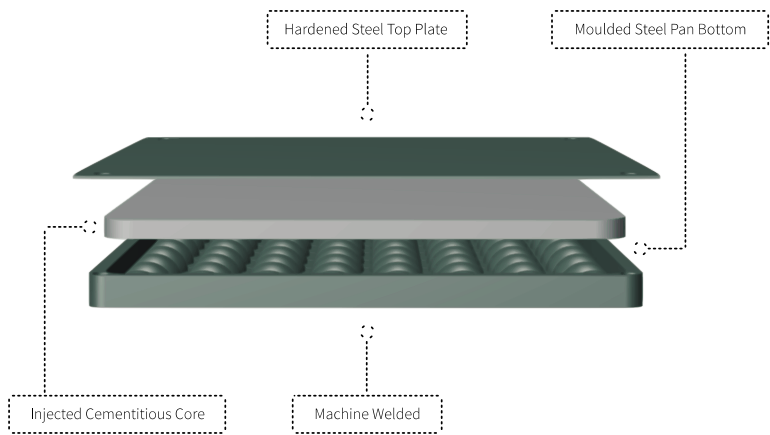



ICON SERIES ICON X

RECOMMENDED APPLICATIONS



SYSTEM NAME

Icon X Heavy Industrial Grade 2000LBS (8.9kN)

DESCRIPTION

Icon X is considered the classic system for commercial environments. It is widely used for power and data cable management.

COMPLIANT STANDARDS

CISCA Standard 2007
ISO9239-1-2003
EN12825-2001
DIN4102-1-1998

SIZE 24in x 24in

DEPTH 1.3in

CORE Cementitious Compound

FINISH

ASP's standard powder coated finish.

CONSTRUCTION

The panels consist of a hardened steel top and bottom sheet plate with corrosion resistant protection, inside and out, encapsulating a structural cementitious core.

TOLERANCE


±0.001in and a flatness tolerance of ±0.02in measured on a diagonal across the top of the panel.

CONNECTION

The panel is screw fixed to the pedestal head at all four corners.

PERFORMANCE TO STANDARDS GUIDE PER CISCA STANDARD 2007

Load Level	Panel (kg)	System (kg/m ² at 6in FFH)
2000LBS (8.9kN) Industrial Grade	19	53.74
STATIC PERFORMANCE (kN)		
Concentrated	Impact	Ultimate
2000LBS (8.9kN)	150LBS (0.67kN)	10,100LBS (45kN)
DYNAMIC PERFORMANCE (kN) - Passes		
10 passes (wheel size 3inx1.2in)	10,000 passes (wheel size 6inx2in)	Uniform (kN/m²)
1500LBS (6.7kN)	1250LBS (5.6kN)	49.8
<p>Safety Factor: Panels must provide a minimum safety factor of five (5) times the uniform load specified above in accordance with CISCA Standard ICC-ES.</p>		



PEDESTAL SIZE 4in x 4in base plate

PEDESTAL CONSTRUCTION

Hot dipped galvanized steel pedestal base, head and rod finished with a locating ABS gasket.

PEDESTAL LOCKING

The pedestals will be provided with an adjusting and locking nut to maintain the assembly at a selected height, which requires a deliberate action to change the height setting, and which prevents vibration displacement.

PEDESTAL FINISH

Hot dipped galvanized finish.

PEDESTAL CONNECTION

The panel is screw fixed to the pedestal head at all four corners.

PEDESTAL FINISHED FLOOR HEIGHT (FFH)

The finished floor height of the access floor is measured from the sub floor to the top surface of the installed access floor.

Note: For FFH over 31.5in, please see the ASP Icon Rigid Series.