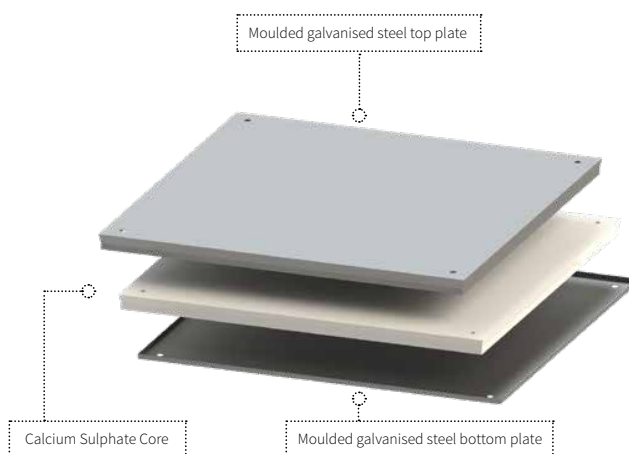



URBAN SERIES URBAN RIGID

RECOMMENDED APPLICATIONS



SYSTEM NAME

Urban Rigid Medium Grade 3.0kN

DESCRIPTION

The Urban Rigid System is an alternate system to Icon Data for commercial environments. It is widely used for finished floor heights over 800mm or areas that require a more rigid installation due to high load or traffic.

COMPLIANT STANDARDS

Australian Standard AS4154/AS4155
Australian Standard AS1170
NATA Testing Certification
ISO9239-1-2003
EN12825-2001
DIN4102-1-1998

SIZE 600mm x 600mm

CORE Calcium Sulphate

FINISH Galvanized steel

CONSTRUCTION

The panels consist of a hardened galvanized steel top and bottom sheet plate encapsulating a structural calcium sulphate core.

TOLERANCE

±0.25mm and a flatness tolerance of ±0.5mm measured on a diagonal across the top of the panel


CONNECTION

The panel is screw fixed on top of the stringer assembly to the pedestal head at all four corners

DEPTH 26mm

PERFORMANCE TO STANDARDS GUIDE PER AS4154 – 1993 AUSTRALIAN STANDARD – GENERAL ACCESS FLOORS

Load Level	Panel (kg)	System (kg/m ² at 450mm FFH)
3.0kN Medium Grade	19.5	60.6
STATIC PERFORMANCE (kN)		
Concentrated	Impact	Ultimate
3.0	0.4	9.0
DYNAMIC PERFORMANCE (kN) - Passes		
10 passes (wheel size 75x25mm)	10,000 passes (wheel size 150x50mm)	40,000 passes (wheel size 200x75mm)
2.7	2.7	2.25
Safety Factor: Panels must provide a minimum safety factor of three (3) times the concentrated load specified above in accordance with Australian Standards AS4154-1993		



PEDESTAL SIZE

100mm x 100mm base plate

PEDESTAL CONSTRUCTION

Hot dipped galvanised steel pedestal base, head and rod. Finished with an ABS locating gasket.

PEDESTAL LOCKING

The pedestals will be provided with an adjusting and locking nut to maintain the assembly at a selected height, which requires a deliberate action to change the height setting, and which prevents vibration displacement.

PEDESTAL FINISH

Hot dipped galvanized finish.

PEDESTAL CONNECTION

The panel is screw fixed to the pedestal head at all four corners.

PEDESTAL FINISHED FLOOR HEIGHT (FFH)

The finished floor height of the access floor is measured from the sub floor to the top surface of the installed access floor.

STRINGER SIZE

31mm x 21mm x 1.2mm x 600mm

STRINGER CONSTRUCTION

Rectangular steel welded tube with 1.6mm sponge rubber foam.

STRINGER FINISH

Hot dipped galvanized finish.

STRINGER CONNECTION

The stringer is screw fixed to the pedestal head.